



Cut out the form according to the dotted line. Paste at the back of your completed artwork. Please fill in details as below. Artwork with incomplete details will be disqualified.

Participant's Full Name (as per I.C./Passport): _____

I.C. No.: _____

Age: _____ Gender: Male () Female ()

Address: _____

Postcode: _____ City: _____ State: _____

Tel/ HP: _____ Email: _____

Parent's Name: _____


Terms & Conditions:

- 1) Submission must be in hardcopy.
- 2) Only colour pencils, crayon and oil pastels allowed.
- 3) Participant is responsible for accuracy of personal details provided.
- 4) Multiple entries are allowed. Each participant can only win ONE (1) prize.
- 5) Submission Deadline: **8th Mar 2018**
- 6) Submit or mail your entries to:
Da Vinci Creative Kids HQ
No.28, Jln PJS 11/28A, Bandar Sunway,
47500 Subang Jaya, Selangor
- 7) By submitting your artwork and form, Participants are deemed to have accepted the competition's T&C as stated in www.dvckid.com.

1. Start with choosing ONE (1) of the following chinese character ‘福’ and cut it out.

Note: ‘福’ is pronounced as ‘fú’. It means happiness, blessing and prosperity,

Option A



Option B



2. Cut out the DV logo according to the dotted line.




3. Pick one or both Da Vinci characters. Colour and cut out.


Lisa



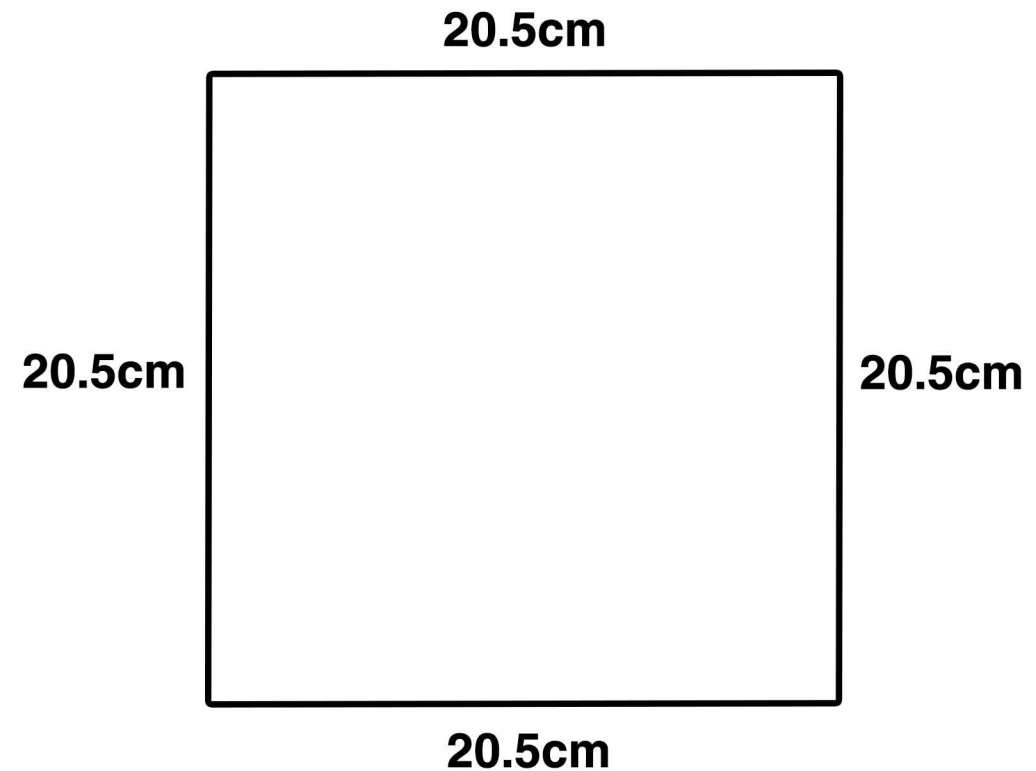
Leo



4. Choose one of the cartoon character. Colour and cut out



5. On an A3 size art block, draw a square following below size. Cut out the square shape.



5. Paste the chinese character you cut out earlier in the middle of the square art block like below.

Paste and decorate with the cartoon characters.

You can decorate, draw and fill up the blank space with your own creativity.

Da Vinci
Creative Kids
Developing Creativity In You



福

**Example*